

Prospector Annual Report 2015

George Machovec
Executive Director
Colorado Alliance of Research Libraries
george@coalliance.org

Rose Nelson
Assistant Director
Colorado Alliance of Research Libraries
rose@coalliance.org

Introduction

The Prospector union catalog has entered its sixteenth year of operation and continues as a key service for supporting over forty libraries in the Rocky Mountain region in the sharing of print, audio, media and electronic resources. In addition to its role as a system for the patron initiated borrowing of physical items, the system also acts as a portal to millions of electronic resources including e-books, ejournals, government reports, and other materials.

As the premier resource sharing system in the region, Prospector is now home to almost 14 million unique titles representing over 34 million items. Approximately one third of the unique content in Prospector is electronic resources (e.g. e-books, ejournals, audio). In most cases users must have a library card to access the e-resources from their local library although some publishers do allow resource sharing (e.g. Springer e-books). Even with the growing body of e-resources within Prospector the system fulfilled almost 600,000 requests for books, DVDs and CDs during the last twelve months.

New Alliance Pricing Structure

The Prospector union catalog is operated by the Colorado Alliance of Research Libraries (the Alliance) on behalf of its members and other libraries in the region. Its underlying INN-Reach software is produced by Innovative Interfaces, Inc. (III) and is licensed by the Alliance on behalf of this initiative. The current Alliance Prospector pricing model is based on initial and ongoing fees charged by the Alliance for new and ongoing libraries in the system. Additional costs are charged by III to local libraries but are invoiced directly to local libraries by the vendor.

The historic Prospector pricing model was developed in the late 1990s when libraries typically ran their own stand-alone ILS servers. This model represented one server with one library and one flat fee paid for Prospector participation no matter how large or small the library. When the Flatirons Library Consortium joined in the mid-2000s they were added to the system as “one” entity splitting the cost between three libraries. When Marmot joined with 15 smaller libraries

they were added using the same 3 for 1 model. As libraries consolidate into shared servers resulting in decreases in revenue, a new pricing model needs to be designed to create a fiscally sustainable model for Prospector.

The proposed pricing model is designed to be revenue neutral but will spread costs more equitably among participants. It is not system-based but rather based on library size with larger libraries paying a bit more and smaller libraries paying less. The goals of the new model are to make Prospector sustainable even as libraries make changes such as moving to the cloud, joining with other libraries in group catalogs or even switching integrated library systems. With lower pricing for smaller libraries it is more likely that Prospector will keep growing. To lessen the impact for libraries that are going up in costs, the pricing scheme will be phased in over two years. More information on the library tiers, pricing levels and other details are provided in the “Alliance Prospector Pricing Model” report which was approved by the Alliance Board of Directors at their October 22, 2015 quarterly meeting.

As additional libraries are added to Prospector some of the fixed costs (e.g. Innovative fees for the INN-Reach software and the discovery layer) may be divided among more libraries thus bringing costs down in the future. Encourage others in the region to join!

Peer to Peer connection with MOBIUS

The Peer-to-Peer project, which facilitates resource sharing through the Prospector and MOBIUS INN-Reach systems, has been in operation for just about a year and a half. The software component has been the easiest part of this project as all MOBIUS transactions are treated just like any other INN-Reach transaction. The items show up on a pull list, paging slips with MOBIUS codes are printed, and items are sent out. Labeling and packaging, which were bigger issues when the project began, seem to be much less of a concern as staff are more familiar with how to package MOBIUS items for delivery. The largest challenge has been delivering items in a timely manner. Items are transported through three couriers-Colorado, Kansas, and Missouri and often take several days if not weeks to get to their final destination. There have been significant delays with, American Courier which is the Colorado Courier. CliC, who manages the courier, is working hard to mitigate the problem and exploring potential solutions.

MOBIUS makes up about 2% of the overall Prospector traffic, while not a large number it still requires some amount of staff time. The largest lenders/borrows in Prospector tend to do the most transactions with MOBIUS. This year Marmot academic libraries joined the peer-to-peer project. It's anticipated that Denver Public Library will join after the first of the year once ILL finishes development on an API that allows Polaris, DPL's local system, to connect directly to Prospector.

Prospector –Mobius Transactions from Nov 2014-Oct 2015

Library	Overall Lends	Lends to MO	Borrows from MO	% Lends=MO	MO L/B Ratio
Adams State Univ.*	5,692	34	8	0.14%	4.25
Arapahoe Library District	61,055	1,163	1,590	2.60%	0.73
Auraria Library	8,168	115	228	2.79%	0.50
Aurora Public Library	27,727	353	754	2.72%	0.47
Boulder Public Library	18,580	339	1,194	6.43%	0.28
CO Christian Univ.*	3,873	42	34	0.88%	1.24
CO Mountain College*	2,895	41	30	1.04%	1.37
CO State Publications	155	1	0	0.00%	2.00
CO State University	21,355	236	38	0.18%	6.21
CSU-Pueblo	3,091	33	16	0.52%	2.06
CU-Boulder	50,838	716	316	0.62%	2.27
CU-Law Library	1,408	11	2	0.14%	5.50
Colorado College	5,177	65	32	0.62%	2.03
Colorado Mesa University*	2,672	72	14	0.52%	5.14
Fort Lewis College*	2,197	25	18	0.82%	1.39
Jefferson County PL	51,534	1,042	3,558	6.90%	0.29
Longmont PL	9,092	191	614	6.75%	0.31
Louisville PL	7,563	159	240	3.17%	0.66
Loveland PL	17,347	246	428	2.47%	0.57
Maime Dowd Library	13,483	193	200	1.48%	0.97
Poudre River Library	58,669	716	1,562	2.66%	0.46
Regis University	9,453	60	78	0.83%	0.77
UC-Health Sciences	2,319	55	44	1.90%	1.25
UCCS	8,957	164	270	3.01%	0.61
UNC	9,842	168	138	1.40%	1.22
Univ. of Denver	13,728	237	852	6.21%	0.28
Univ. of Wyoming	41,905	778	15	0.04%	51.87
Western State University*	2,154	0	0	0.00%	0.00
TOTALS	460,929		12,273	2.66%	

*Began lending/borrowing with Mobius Sept. 2015

Library Content Comparison System Update

The Alliance has made steady progress on development of the Library Catalog Comparison System, a tool that allows libraries to compare their library catalog to other library catalogs in the system. The impetus for this development is part of a broader Shared Print Management initiative among Alliance libraries in which some libraries have made commitments to each other regarding the long term retention of print resources. These commitments will allow other libraries in the region to either weed materials or put lesser used printed materials in storage. The content comparison system will also have many other uses.

Originally the Alliance loaded the entire Prospector database into the comparison system. However, it was quickly discovered that getting separate MARC exports from local libraries would be a better approach. Most libraries don't contribute all of their records to Prospector so the aggregated Prospector data isn't an accurate reflection of a library's holdings. Eventually, the Alliance would like to add circulation data and branch level data to the tool. The only source for this data is from local sites not Prospector.

MARC records from a handful of Alliance sites have been loaded into the system to date. Libraries can send through SFTP their entire MARC database and send updated files on a normal basis as needed. During the remainder of 2015 and early 2016, we hope to load records sets from the remaining Alliance libraries and some if not all of the Prospector libraries. Academic consortia outside of the Alliance have expressed an interest in using the tool. At this time selected libraries from New York are trialing the tool.

Valuable feedback from librarians within and outside of the consortium is the driver for future enhancements. One future enhancement is to add commercial/open access datasets. It would be useful to compare e-book collections from publishers or open access record sets such as Hathi Trust to library holdings. While the tool assesses overlap versus unique titles, it would be even more helpful to delineate the number of multiple copies whether it be 2, 3, 4, etc. Another enhancement is to add circulation data to assess the actual use of a title not just if it exists. The tool will be more helpful to public libraries if it incorporates branch level data. This way, a library can compare the holding of one branch to another branch or the central library. It would also be useful to compare a group of libraries to another group of libraries. Currently, a single library can be compared to one or more. Common facets such as subject heading, publication year, format, language, call number and Region are built into the tool. It's anticipated that overtime, librarians may want different facets by which to narrow a search; this is also a future enhancement. Enhancements to the tool will be made in a timely manner as resources are available.

New Features

The Title Reports, released last year by Innovative continue to be popular among Prospector libraries. They help library staff make more informed decisions about collection development. These web-based reports are easy to generate and provide detailed information about what libraries have lent and borrowed through Prospector. Some specific criteria included are: title, imprint, publication date, ISBN/ISSN, call number, lending library, borrowing library and pick up branch. Reports can be generated for filled requests and unfulfilled requests for a particular time interval and go back to 1999. Data can be exported into Excel or MARC format.

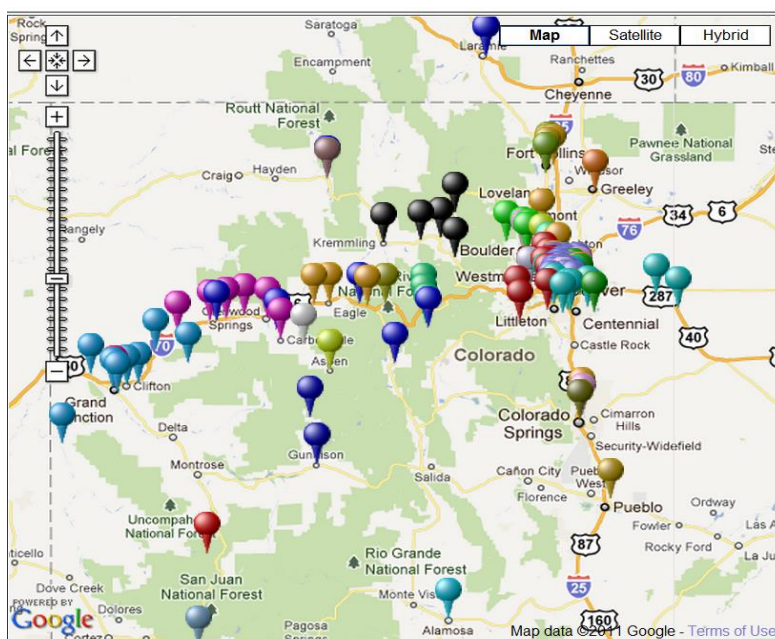
The new 583 field where librarians can report retention statements will be particularly useful in the Shared Print Management initiative. Librarians will be able to record information such as “last copy” in this field. The 583 field coupled with Library Content Comparison System will help librarians make more strategic decisions about what to keep, weed, or put into storage based on what other Alliance members have.

In the first quarter of 2016 III plans to release an API for Polaris which will eliminate the need for the DCB and NCIP protocol and allow Denver Public Library (DPL), which uses Polaris, to connect directly to Prospector. Once this API is fully operational DPL will be able to participate in the MOBIUS project, their fulfillment numbers should go up and there should be fewer connectivity and technical issues between Polaris and Prospector. There are more Polaris libraries in other INN-Reach systems so this will be a boon for lots of libraries.

Who is participating in Prospector?

Prospector has 44 academic, public and special libraries with over 100 pick-up locations (branches). It is the most widely used union catalog in the state representing virtually all of the major academic libraries (excluding community colleges and for-profits) and many public libraries.

Prospector Map Showing Geographic Distribution of Libraries



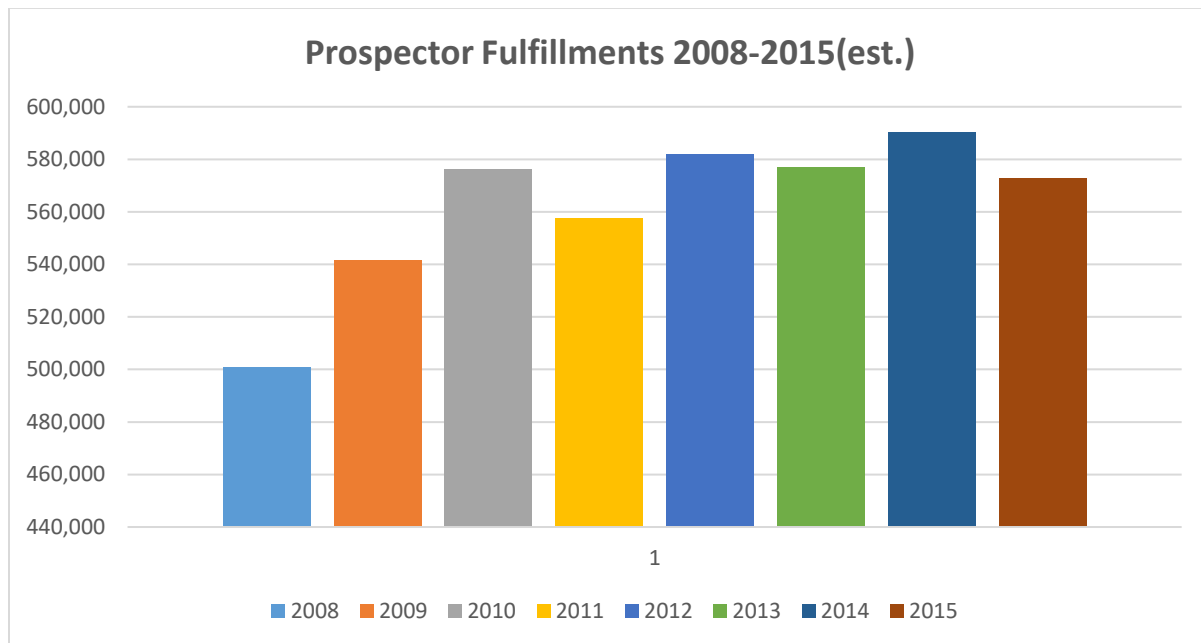
Prospector Libraries	
Adams State College (Marmot) Arapahoe Library District Auraria Library Aurora Public Library Basalt Regional Library District (Marmot) Broomfield Public Library Boulder Public Library Bud Werner Memorial Library (Marmot) Center for Research Libraries (lending only) Colorado Christian University (Marmot) Colorado College Colorado Mesa University (Marmot) Colorado Mountain College (Marmot) Colorado School of Mines** Colorado State Publications Colorado State University Colorado State University-Pueblo Denver Public Library Eagle Valley Library District (Marmot) Fort Lewis College*	Mesa County Libraries (Marmot) Pitkin County Library (Marmot) Poudre River Public Library District Regis University Salida Regional Library (Marmot) Summit County Library (Marmot) Town of Vail Public Library (Marmot) University of Colorado at Boulder University of Colorado - Colorado Springs University of Colorado - Health Sciences Center University of Colorado - Law Library University of Denver University of Denver Law Library University of Northern Colorado University of Wyoming Western State University (Marmot) Wilkinson Public Library (Marmot)

**Fort Lewis College has joined the Marmot network and is no longer a stand alone site.*

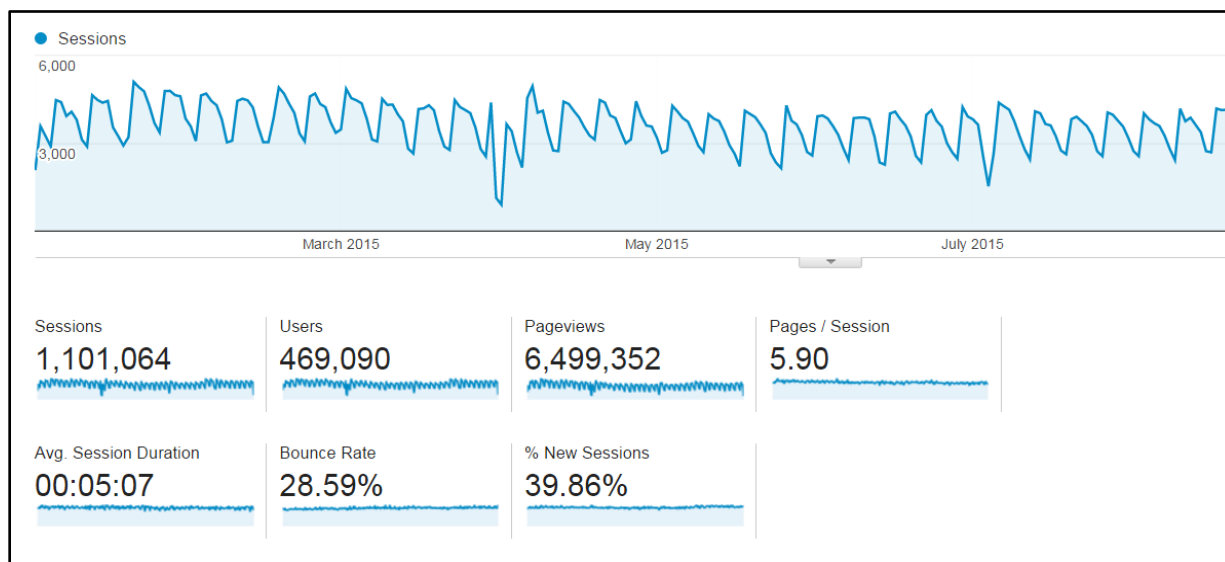
***Colorado School of Mines is temporarily deactivated in Prospector until they migrate to Alma.*

Prospector by the Numbers

Fulfillments for 2015 extend through the end of October. It's anticipated that at the end of the year, numbers will be more in line with 2014.



Google Analytics Dashboard Overview of Prospector 1/1/2014 to 12/31/2014



Google Analytics has been added to Prospector Encore, Prospector Classic and Prospector Mobile to look at overall system use. This table represents the combined use statistics for all three interfaces.

- 1,101,064 visits to Prospector (of which 439,213 were unique visitors)
- 6,499,352 page views
- 5.90 page views per patron visit(Pages/Session)
- 5.07 minutes is the average time spent on the site
- 28.59% click into Prospector and immediately leave the site.

**Prospector Fulfillments by Library
-October 31, 2015 November 1, 2014**

Owning (Lending) Site	Ratio L/B	Lends	Borrows
Arapahoe Library District	0.69	61055	88426
Poudre River Library	0.75	58669	78197
Jefferson County PL	0.43	51534	119173
CU-Boulder	3.45	50838	14754
Univ. of Wyoming	7.24	41905	5787
Denver Public Library	0.91	39523	43485
Aurora Public Library	0.91	27727	30346
CO State University	1.44	21355	14826
Boulder Public Library	0.61	18580	30407
Loveland PL	1.48	17347	11733
Univ. of Denver	1.12	13728	12212
Maime Dowd Library	1.64	13483	8240
Bud Werner Library	4.71	11706	2485
Mesa County Public Library	0.74	11452	15449
Garfield County Library	1.86	10147	5460
UNC	2.1	9842	4687
Salida Regional Library	4.94	9756	1973
Regis University	2.25	9453	4201
Longmont PL	0.51	9092	17739
UCCS	1.21	8957	7403
Auraria Library	0.76	8168	10680
Louisville PL	0.85	7563	8909
Wilkinson Library	6.24	6391	1025
Adams State Univ.	3.97	5692	1435
Colorado College	1.01	5177	5141
Summit County Library	3.99	4816	1208
Eagle Valley Library	4.56	4466	979
Grand County Library	2.05	4198	2045
CO Christian Univ.	2.86	3873	1353
Pitkin County Library	3.81	3591	943
CSU-Pueblo	2.39	3091	1294
CO Mountain College	3.59	2895	806
Colorado Mesa University	1.12	2672	2405

Vail Public Library	9.35	2544	272
UC-Health Sciences	1.01	2319	2290
Fort Lewis College	0.64	2197	3442
Western Univ. Library	2.57	2154	838
Gunnison County Library	1.56	1823	1172
CU-Law Library	2.56	1408	549
Basalt Regional Library	0.78	1215	1556
crl	0	251	0
CO State Publications	0.75	155	208

**Lend only to CRL member libraries (CSU, UC-Boulder, DU and Colorado College)

Prospector Database Statistics October 2015

SITE	SITE CODE	TOTAL BIB RECS LOADED FROM SITE	UNIQUE TITLES HELD BY THIS LIBRARY	% SOLELY HELD OF OWN RECORDS	% SOLELY HELD OF UNIQUE	BIB RECS WITH HOLDINGS	ITEM RECORDS
TOTAL		27,114,849	8,186,610	58.89%	100.00%	23,079,164	34,182,463
UC BOULDER	9cubp	4,872,331	1,578,373	32.39%	19.28%	4,685,519	6,269,091
WYOMING	9uwyp	4,684,268	1,471,782	31.42%	17.98%	1,675,205	2,488,989
U DENVER	9dupp	3,567,644	718,131	20.13%	8.77%	3,563,260	4,629,307
CSU	9csup	2,375,451	617,259	25.98%	7.54%	2,289,196	3,003,910
MARMOT	9mscp	1,766,230	496,838	28.13%	6.07%	1,653,581	3,137,122
CRL	cr0zz	1,492,015	1,420,134	95.18%	17.35%	1,420,118	2,973,385
AURARIA	9aurp	1,265,286	273,709	21.63%	3.34%	1,264,438	1,381,865
UNC	9uncp	971,996	155,084	15.96%	1.89%	970,399	1,190,294
COLO COLLEGE	9cocp	934,609	99,495	10.65%	1.22%	933,262	1,005,288
DENVER PUBLIC	codpl	860,932	411,808	47.83%	5.03%	731,228	2,057,708
UC COLO SPRINGS	9uccp	685,284	137,028	20.00%	1.67%	684,866	729,338
BOULDER PUBLIC	9bbbp	583,583	154,228	26.43%	1.88%	321,624	511,128
REGIS	9rgsp	519,970	65,609	12.62%	0.80%	482,908	508,933
CSM	9csmpp	491,406	102,329	20.82%	1.25%	482,741	695,765
BOULDER LAW	9culp	484,957	69,569	14.35%	0.85%	484,938	740,228
JEFF PUBLIC	9jcnp	344,636	92,428	26.82%	1.13%	336,067	836,334
AURORA	9arrp	257,277	71,945	27.96%	0.88%	190,894	296,354
LONGMONT	9lgmt	250,915	77,382	30.84%	0.95%	215,240	261,498
FORT COLLINS	9fcnp	206,648	36,480	17.65%	0.45%	198,673	413,983
ARAPAHOE	9arap	202,404	52,353	25.87%	0.64%	201,744	480,686
LOVELAND	9lvpl	131,616	30,608	23.26%	0.37%	130,246	146,885
HEALTH SCI	9hscp	125,869	52,111	41.40%	0.64%	123,697	294,025
CO PUBLICATIONS	9cspu	38,928	1,634	4.20%	0.02%	38,922	127,356

Total Dedupped Bibs: 13,902,388