

Prospector Annual Report 2016

George Machovec
Executive Director
Colorado Alliance of Research Libraries
george@coalliance.org

Rose Nelson
Assistant Director
Colorado Alliance of Research Libraries
rose@coalliance.org

Introduction

The Prospector union catalog has entered its seventeenth year of operation and continues as a key service for supporting over forty libraries in the Rocky Mountain region in the sharing of print, audio, media and electronic resources. In addition to its role as a system for the patron initiated borrowing of physical items, the system also acts as a portal to millions of electronic resources including e-books, ejournals, government reports, and other materials. For academic libraries Prospector is the backbone for the Alliance Shared Print Trust which allows libraries to weed and shape their collections based on the holdings and commitments made by other libraries.

The Prospector system operates on software developed by Innovative Interfaces Inc. called *Innovative Resource Sharing* (formerly named INN-Reach). As the premier resource sharing system in the region, Prospector is now home to almost 14 million unique titles representing over 34 million items. Approximately one third of the unique content in Prospector is electronic resources (e.g. e-books, ejournals, audio). In most cases users must have a library card to access the e-resources from their local library although some publishers do allow resource sharing for e-content (e.g. Springer and Elsevier ebooks). The Prospector system fulfilled almost 550,000 requests for books, ebooks, DVDs and CDs during the last twelve months.

Last year, Prospector introduced a new tiered pricing structure which is based on the number of circulations for public libraries and the number of bibliographic records for academic libraries. The levels represent the same tier structure as used by Innovative Interfaces for their pricing. The Prospector pricing represents the fees paid to the Colorado Alliance of Research Libraries (Alliance) who manages the Prospector system. The new pricing tiers have some libraries paying a bit less and some a bit more than the older pricing model used in previous years. To lessen the impact for libraries that are going up in costs, the pricing scheme was phased in over two years and this year's invoicing (typically billed in January 2017) represents the final pricing levels for each library.

Library Content Comparison System Update

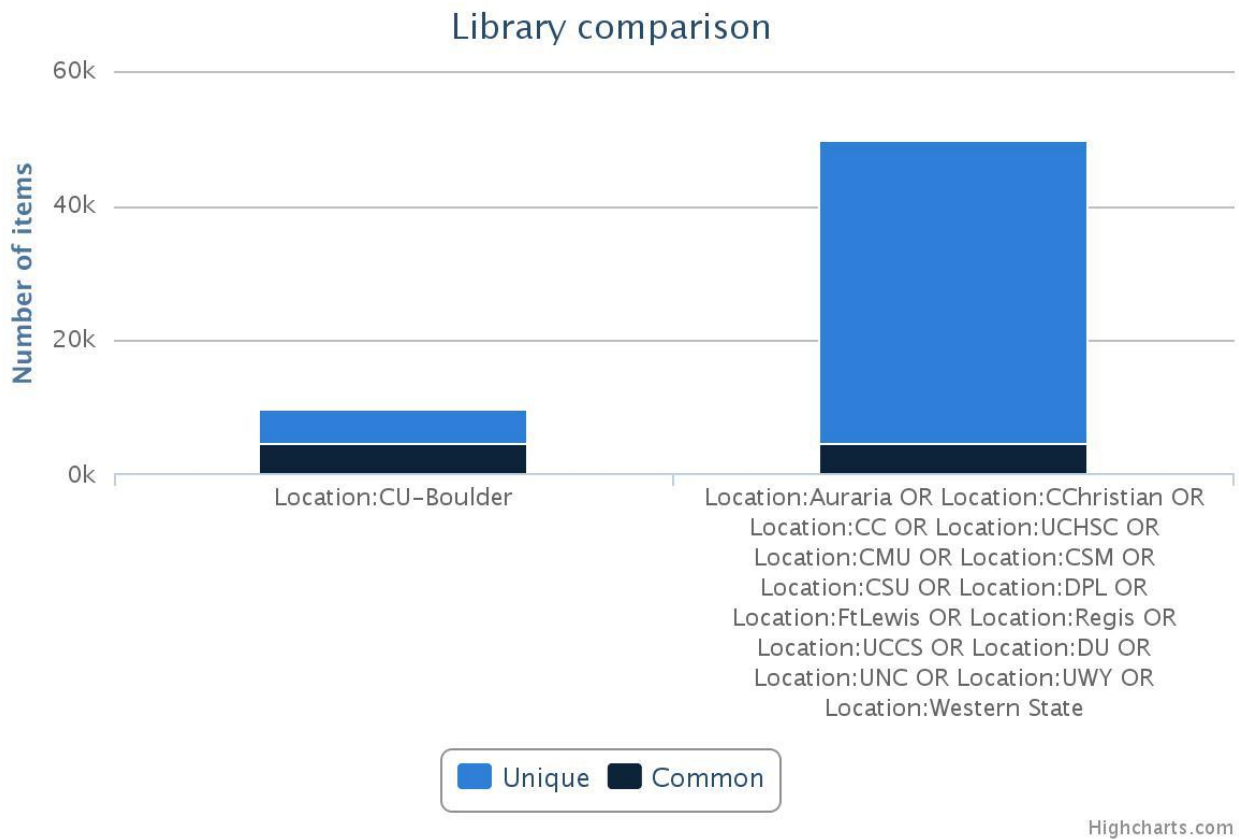
The Alliance has continued progress on the Gold Rush Library Catalog Comparison System, a tool that allows libraries to compare their library catalog to other library catalogs in the system. The impetus for this development is part of the *Alliance Shared Print Trust* among members of the Colorado Alliance of Research Libraries in which some libraries have made commitments to each other regarding the long term retention of print resources. These commitments will allow other libraries in the region to either weed materials or put lesser used printed materials in storage.

Over the course of the last year the software has added many new features including:

- LC call number ranging
- Dewey call number ranging
- Specialized facets for the 583 field which is where libraries add their commitments to retain
- Software optimization for improved record indexing speeds
- Improving the match key for better matching of records based on elements from the MARC record

Any library in the Prospector system may load records into the system at no additional cost to their Prospector membership. Libraries not a member of the Alliance or part of Prospector may also participate but will pay an annual fee to have their records loaded. About 20 libraries in other states have loaded records into this software to assist in their regional analysis. Please contact the Alliance if your library would like to contribute records to the system. Catalog records need to be loaded as a direct extraction from your integrated library system (rather than taken from Prospector).

An analysis takes only seconds to run and data may be graphically viewed and records may be exported as MARC21, MARC XML or in a delimited format (for loading into Excel). Uses include weeding, collection overlap analysis, space estimates for building/remodeling programs, etc.



**CU Boulder vs 15 other Colorado/Wyoming Libraries
Representing Call Number "T" within the last 5 years**

Publish Your Library Catalog to the Web - Bibframe/Linked Data

The most recent project underway at the Colorado Alliance of Research Libraries is an initiative to publish library catalogs to the Web. Commercial endeavors for this have been promoted by Zepheira using Bibframe and Linked Data. The Alliance will use BIBFRAME 2.0 which provides a foundation for the future of bibliographic description, both on the web, and in the broader networked world. The project is a collaboration between the Colorado Alliance of Research Libraries with Colorado College to create software and a platform to publish and host bibliographic entities that can be indexed by Google and other search engines (Bing, Yahoo, etc.) so that a local library's holdings are accessible to local users when searching Web search engines.

Since search engines are geographically sensitive, users of search engines should see holdings from nearby local libraries with links back to their local discovery layer or catalog. Records will be enhanced with geographic metadata (e.g. latitude/longitude) and other elements and interlinked using Rich Data Format (RDF) triples to improve retrieval with the key search engines.

The advantage of doing this initiative at the Alliance is that it will be free to members of the Colorado Alliance of Research Libraries and the service and hosting will be offered to libraries outside of the Alliance at a very low cost making it much less expensive than commercial counterparts.

Libraries that have loaded bibliographic records into the Gold Rush Library Content Comparison System will be able to use that same tool to publish their bibliographic records to the Web. A library may publish their entire set of records or may use the software to tailor a specialized record set for publishing using virtually any characteristic of a MARC record including format, call number range, date range, etc. The software is ILS and discovery layer agnostic and can work if a library can extract a MARC21 record from virtually any brand of ILS including, but not limited to, Sierra (III), Millennium (III), Polaris (III), Alma (Ex Libris), Horizon (Sirsi/Dynix), Symphony (Sirsi/Dynix), etc. Users on the Web can be redirected back to their local catalog or discovery layer including Summon (ProQuest), Primo (ProQuest), EDS (EBSCO), Pika (Marmot), Encore (III), etc.

New Libraries and System Migrations

At the time of this report, DU, CSU, CSU-Pueblo and the Health Sciences Library are in the midst of migration or steadily preparing to migrate to Alma from ExLibris. Once migration is complete, these sites will connect to Prospector through a shared DCB (direct consortial borrowing), which is a simplified Millennium system, hosted at the CO Alliance. The DCB, which connects disparate local systems to INN-Reach is where staff process circulation transactions that are then updated to Prospector. One of the strengths of the INN-Reach catalog is that even if libraries aren't using Innovative for their local system, they can still fully participate in Prospector. These libraries will be temporarily unavailable through Prospector during the migration phase.

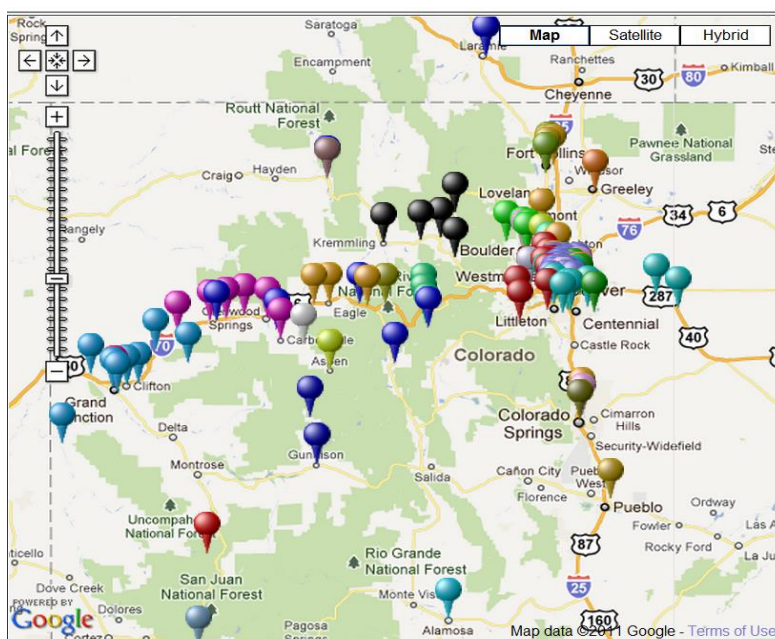
Innovative has completed development on a new API that eliminates the need for the DCB and allows libraries to connect directly to Prospector. Denver Public Library, which uses Polaris for their local system, has just started to use the new API for requesting in Prospector. Lending will follow soon. Innovative will release the code for this new API so that 3rd party vendors such as ExLibris or SirsiDynix can write to the API eliminating the need for the DCB and NCIP, which authenticates patrons and handles checkin and checkouts. It will take some time for vendors to write to this API so the DCB will still be in use for the foreseeable future.

Prospector is also in a state of growth. Anythink (Adams County) Library and Douglas County Library which use SirsiDynix for their local systems plan to join Prospector through a DCB connection and NCIP in 2017. High Plains Regional Library is also slated to join Prospector in 2017 as is Lafayette Public, which recently joined the Flatirons Consortium. CO Alliance staff has also been in discussion with Pikes Peak Library District, The Pueblo City and County Library and Westminster Public Library.

Who is participating in Prospector?

Prospector has 44 academic, public and special libraries with over 100 pick-up locations (branches). It is the most widely used union catalog in the state representing virtually all of the major academic libraries (excluding community colleges and for-profits) and many public libraries.

Prospector Map Showing Geographic Distribution of Libraries

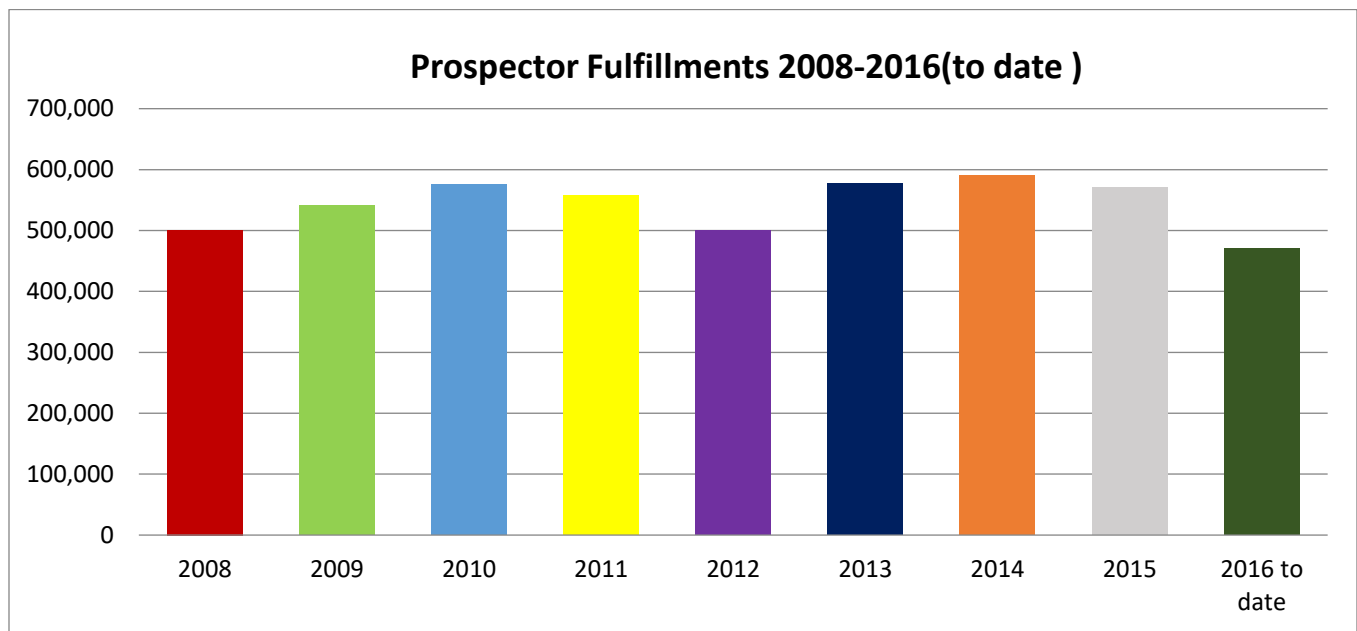


| Prospector Libraries | |
|---|---|
| Adams State College (Marmot) Arapahoe Library District Auraria Library Aurora Public Library Basalt Regional Library District (Marmot) Broomfield Public Library (Flatirons Consortium) Boulder Public Library (Flatirons Consortium) Bud Werner Memorial Library (Marmot) Center for Research Libraries (lending only) Colorado Christian University (Marmot) Colorado College Colorado Mesa University (Marmot) Colorado Mountain College (Marmot) Colorado School of Mines* Colorado State Publications Colorado State University* Colorado State University-Pueblo* Denver Public Library Eagle Valley Library District (Marmot) Fort Lewis College (Marmot) Garfield County Public Library District (Marmot) Grand County Library District (Marmot) | Gunnison County Public Libraries (Marmot) Jefferson County Public Library Longmont Public Library (Flatirons Consortium) Louisville Public Library (Flatirons Consortium) Loveland Public Library Mesa County Libraries (Marmot) Pitkin County Library (Marmot) Poudre River Public Library District Regis University Salida Regional Library (Marmot) Summit County Library (Marmot) Town of Vail Public Library (Marmot) University of Colorado at Boulder University of Colorado - Colorado Springs University of Colorado - Health Sciences Library* University of Colorado - Law Library University of Denver* University of Denver Law Library University of Northern Colorado University of Wyoming Western State University (Marmot) Wilkinson Public Library (Marmot) |

**Temporarily deactivated in Prospector for a system migration*

Prospector by the Numbers

Fulfillments for 2016 extend through the beginning of November. Fulfillments may be a bit lower this year since several libraries are migrating and unavailable in Prospector during this time.



**Prospector Fulfillments by Library
November 1, 2015-October 31, 2016**

| Owning (Lending) Site | Ratio L/B | Lends | Borrows |
|------------------------------|----------------------|--------------|----------------|
| Poudre River Library | 0.79 | 58466 | 74295 |
| CU-Boulder | 3.99 | 56089 | 14057 |
| Arapahoe Library District | 0.67 | 55719 | 83320 |
| Jefferson County PL | 0.38 | 45552 | 119416 |
| Denver Public Library | 0.78 | 40810 | 52235 |
| Univ. of Wyoming | 6.62 | 31989 | 4830 |
| Aurora Public Library | 1.07 | 28302 | 26339 |
| CO State University | 1.64 | 19399 | 11843 |
| Boulder Public Library | 0.69 | 18389 | 26582 |
| Loveland PL | 1.38 | 18380 | 13358 |
| Regis University | 4.35 | 14105 | 3246 |
| Maime Dowd Library | 1.7 | 12571 | 7389 |
| Bud Werner Library | 4.66 | 11385 | 2442 |
| UNC | 2.54 | 10803 | 4255 |
| Mesa County Public Library | 0.62 | 10593 | 17082 |
| UCCS | 1.59 | 9380 | 5899 |
| Garfield County Library | 1.81 | 9138 | 5045 |
| Longmont Public Library | 1.39 | 8958 | 6422 |
| Salida Regional Library | 3.78 | 7990 | 2115 |
| Auraria Library | 0.91 | 7633 | 8399 |
| Louisville PL | 0.85 | 7096 | 8327 |
| Univ. of Denver | 1.18 | 6863 | 5792 |
| Wilkinson Library | 7.67 | 5799 | 756 |
| Summit County Library | 3.1 | 4802 | 1547 |
| Colorado College | 0.94 | 4456 | 4745 |
| Adams State Univ. | 3.33 | 4215 | 1267 |
| Eagle Valley Library | 3.3 | 4210 | 1276 |
| Grand County Library | 1.68 | 3954 | 2358 |
| CO Christian Univ. | 2.11 | 3682 | 1746 |
| Colorado Mesa University | 1.24 | 3005 | 2424 |
| CO Mountain College | 4.58 | 2903 | 634 |
| Longmont PL | 0.37 | 2676 | 7230 |
| Vail Public Library | 5.33 | 2528 | 474 |
| CSU-Pueblo | 2.39 | 2409 | 1007 |

| | | | |
|---------------------------|------|----------------|----------------|
| Pitkin County Library | 2.06 | 2355 | 1142 |
| Fort Lewis College | 0.77 | 2257 | 2948 |
| Western Univ. Library | 2.45 | 2224 | 906 |
| UC-Health Sciences | 0.91 | 1985 | 2175 |
| Gunnison County Library | 0.82 | 1683 | 2046 |
| Basalt Regional Library | 0.82 | 1247 | 1526 |
| CU-Law Library | 2.4 | 1083 | 451 |
| Center for Research Lib.* | 0 | 280 | 0 |
| CO State Publications | 0.52 | 122 | 234 |
| Total | | 547,485 | 539,580 |

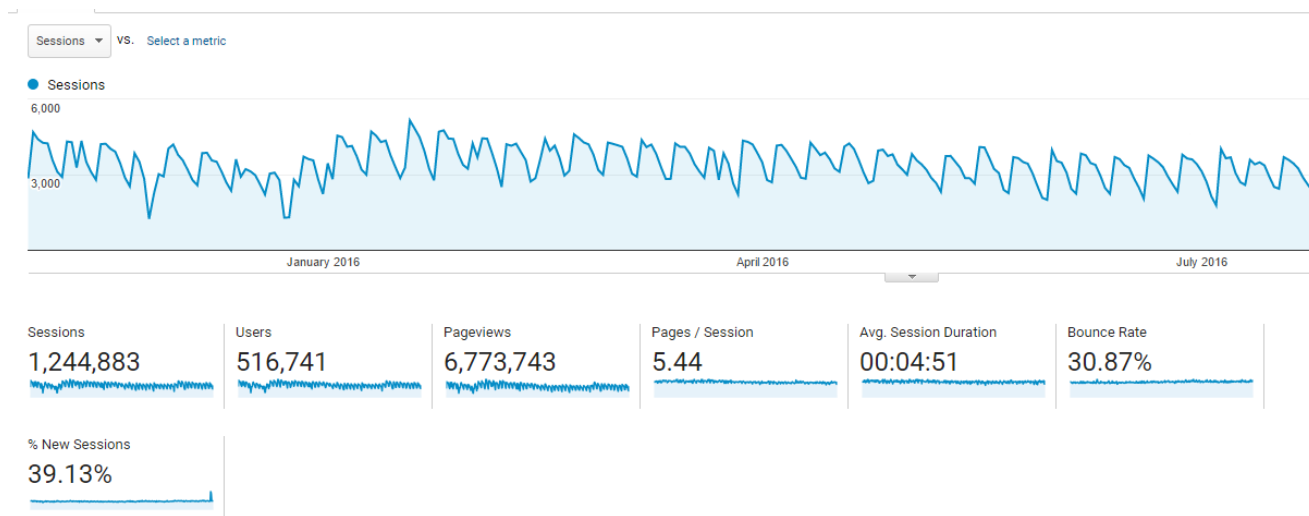
**Lend only to member libraries- Colorado College ,CSU, CU, DU*

Prospector Database Statistics July 2016

| SITE | SITE CODE | TOTAL BIB RECS LOADED FROM SITE | UNIQUE TITLES HELD BY THIS LIBRARY | % SOLELY HELD OF OWN RECORDS | % SOLELY HELD OF UNIQUE | BIB RECS WITH HOLDINGS | ITEM RECORDS |
|-----------------|-----------|---------------------------------|------------------------------------|------------------------------|-------------------------|------------------------|-------------------|
| TOTAL | | 23,745,525 | 8,475,076 | 63.15% | 100.00% | 19,682,990 | 29,619,203 |
| UC BOULDER | 9cubp | 5,069,295 | 1,974,604 | 38.95% | 23.30% | 4,771,352 | 6,485,575 |
| WYOMING | 9uwyp | 4,838,243 | 1,811,146 | 37.43% | 21.37% | 1,707,352 | 2,528,076 |
| CSU | 9csup | 2,364,232 | 601,070 | 25.42% | 7.09% | 2,280,498 | 3,003,243 |
| MARMOT | 9mscp | 1,770,305 | 645,407 | 36.46% | 7.62% | 1,685,572 | 2,849,005 |
| CRL | cr0zz | 1,495,977 | 1,427,566 | 95.43% | 16.84% | 1,423,150 | 3,013,218 |
| AURARIA | 9aurp | 1,300,766 | 242,102 | 18.61% | 2.86% | 1,300,000 | 1,415,249 |
| UNC | 9uncp | 979,393 | 172,692 | 17.63% | 2.04% | 978,191 | 1,199,900 |
| COLO COLLEGE | 9cocp | 915,930 | 158,058 | 17.26% | 1.86% | 915,024 | 975,360 |
| DENVER PUBLIC | codpl | 870,543 | 416,808 | 47.88% | 4.92% | 721,756 | 1,941,556 |
| UC COLO SPRINGS | 9uccp | 721,665 | 146,115 | 20.25% | 1.72% | 721,164 | 766,826 |
| REGIS | 9rgsp | 547,566 | 68,799 | 12.56% | 0.81% | 508,284 | 534,274 |
| FLATIRONS CON. | 9bbbp | 538,950 | 153,750 | 28.53% | 1.81% | 452,836 | 771,150 |
| CSM | 9csmpp | 491,406 | 106,601 | 21.69% | 1.26% | 482,741 | 695,765 |
| BOULDER LAW | 9culp | 489,599 | 192,034 | 39.22% | 2.27% | 489,582 | 748,723 |
| JEFF PUBLIC | 9jcnp | 358,461 | 103,636 | 28.91% | 1.22% | 354,343 | 888,110 |
| AURORA | 9arrp | 292,408 | 79,708 | 27.26% | 0.94% | 207,099 | 337,375 |
| FORT COLLINS | 9fcnp | 216,456 | 42,828 | 19.79% | 0.51% | 204,039 | 417,986 |
| ARAPAHOE | 9arap | 187,606 | 44,962 | 23.97% | 0.53% | 186,963 | 471,551 |
| LOVELAND | 9lvpl | 129,901 | 30,922 | 23.80% | 0.36% | 128,700 | 145,415 |
| HEALTH SCI | 9hscp | 126,044 | 54,372 | 43.14% | 0.64% | 123,809 | 294,208 |
| CO PUBLICATIONS | 9cspu | 40,160 | 1,571 | 3.91% | 0.02% | 40,137 | 133,647 |

Total Dedupped Bibs: 13,420,337

Google Analytics Dashboard Overview of Prospector 11/1/2015-10/31/2016



Google Analytics has been added to Prospector Encore, Prospector Classic and Prospector Mobile to look at overall system use. This table represents the combined use statistics for all three interfaces.

- 1,244,883 visits to Prospector (of which 39.13% were unique visitors)
- 6,773,743 page views
- 5.44 page views per patron visit(Pages/Session)
- 4.51 minutes is the average time spent on the site
- 30.87% click into Prospector and immediately leave the site.

Peer to Peer connection with MOBIUS

The Peer-to-Peer project, which facilitates resource sharing through the Prospector and MOBIUS INN-Reach systems, has been in operation for just about two and a half years. Over the last year, MOBIUS has added the following new libraries: Palmer College of Chiropractic, West Des Moines Public library in Iowa, Southwest Baptist Theological Seminary in Texas, and in Missouri the Kansas City University of Biomedicine and Nazarene Theological Seminary. Mobius has a line haul that runs from Kansas City to Des Moines and then from Des Moines to Davenport as part of the Iowa network of stops. They also have a direct line from Springfield, MO to Tulsa, OK and from there Tulsa handles materials going down to Ft. Worth, TX.

MOBIUS makes up less than 2% of the overall Prospector traffic and while that's not a large number, it still requires some amount of staff time. The largest lenders/borrowers in Prospector tend to do the most transactions with MOBIUS. It's anticipated that Denver Public Library will eventually participate in the Peer-to-Peer project after they connect directly to Prospector through an API. Alternatively, Peer-to-Peer software doesn't work with the DCB, so libraries connecting in this way won't be able to lend and borrow with MOBIUS.

Prospector –Mobius Transactions from Nov 2015-Oct 2016

| Owning (Lending) Site | Ratio L/B | Lends | Borrows |
|---------------------------|--------------|-------------|-------------|
| Adams State Univ. | 4.30 | 43 | 10 |
| Arapahoe Library District | 0.78 | 1103 | 1419 |
| Auraria Library | 0.77 | 131 | 171 |
| Aurora Public Library | 0.68 | 460 | 673 |
| Boulder Public Library | 0.51 | 367 | 724 |
| CO Christian Univ. | 0.72 | 52 | 72 |
| CO Mountain College | 4.78 | 43 | 9 |
| CO State Publications | N/A | 1 | 0 |
| CO State University | 9.58 | 297 | 31 |
| Colorado College | 0.53 | 43 | 81 |
| Colorado Mesa University | 14.86 | 104 | 7 |
| CSU-Pueblo | 4.40 | 22 | 5 |
| CU-Boulder | 4.11 | 757 | 184 |
| CU-Law Library | 1.75 | 7 | 4 |
| Fort Lewis College* | | | 17 |
| Jefferson County PL | 0.36 | 1143 | 3180 |
| Longmont Public Library | 0.78 | 330 | 422 |
| Louisville PL | 1.16 | 132 | 114 |
| Loveland PL | 1.19 | 326 | 274 |
| Maime Dowd Library | 1.84 | 225 | 122 |
| Poudre River Library | 0.65 | 923 | 1420 |
| Regis University | 2.26 | 122 | 54 |
| UCCS | 1.61 | 176 | 109 |
| UC-Health Sciences | 1.37 | 41 | 30 |
| UNC | 5.91 | 207 | 35 |
| Univ. of Denver | 0.74 | 114 | 155 |
| Univ. of Wyoming | 34.25 | 685 | 20 |
| Western University* | | 43 | |
| Total | | 7897 | 9342 |

**-Innovative statistics did not provide a value*